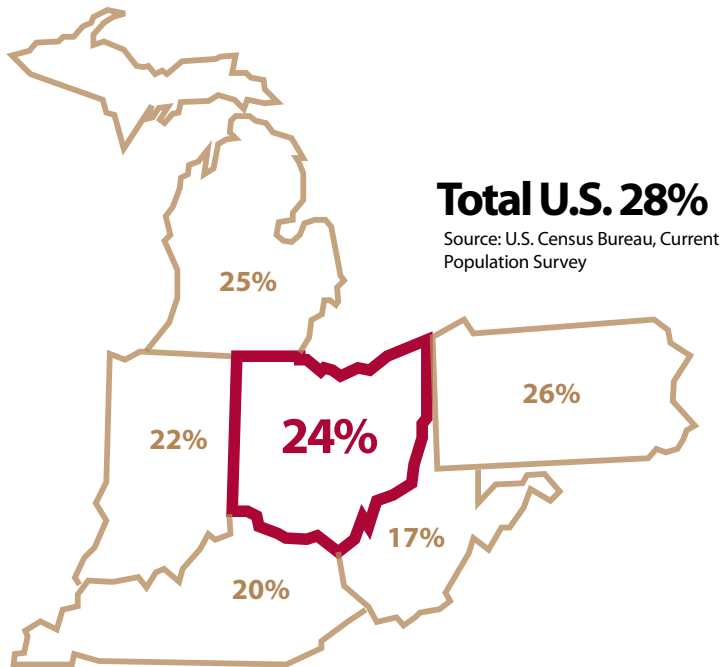


COMPARISONS WITH REGIONS & STATES



Bachelor's Degree Attainment, 2009



Ohio continues to remain ranked 38th out of the 50 states in percentage of population holding a bachelor's degree at a time when 7 out of 10 new jobs created require a college degree.



"About 5,000 students from the Cincinnati area are attending OFIC member colleges and universities. We are one of the most heavily populated areas in the state and that population includes many more college-qualified students that are not accessing higher education because of lack of financing. I challenge my business colleagues, whether your business is large or small, to help send more of our area students to college."

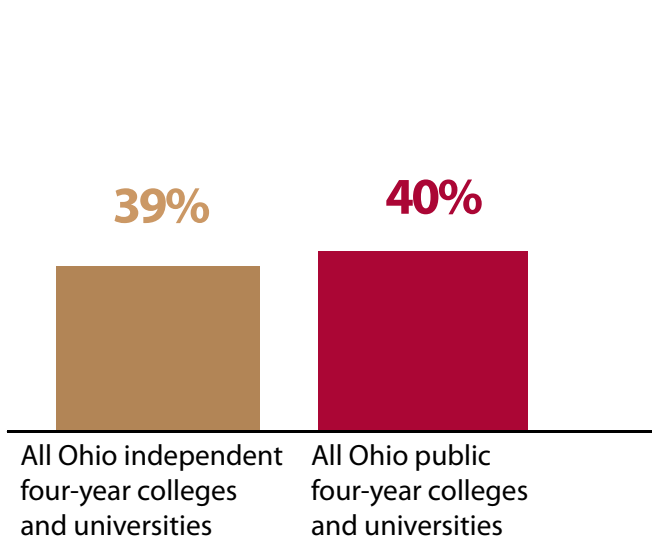
– Evan J. Andrews
Executive Vice President
The Montgomery Inn
and OFIC Trustee

Educational Attainment Comparison by Region of Population in Ohio 25 Years of Age or Older Who Hold a Bachelor's Degree or Higher

Region	Percentage 2007	Percentage 2009
Akron Region	23%	28%
Canton Region	16%	20%
Cincinnati Region	26%	28%
Cleveland Region	23%	27%
Columbus Region	28%	32%
Dayton Region	19%	25%
Toledo Region	16%	23%
Youngstown Region	15%	18%

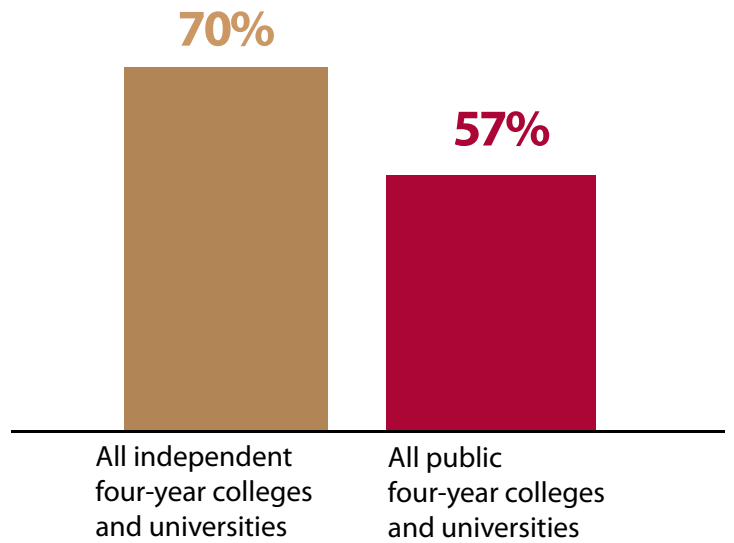
Source: AICUO

Enrollment Percentage of First Generation Students



Source: Ohio Board of Regents, Undergraduate Student Diversity at Ohio's Public and Private Colleges and Universities

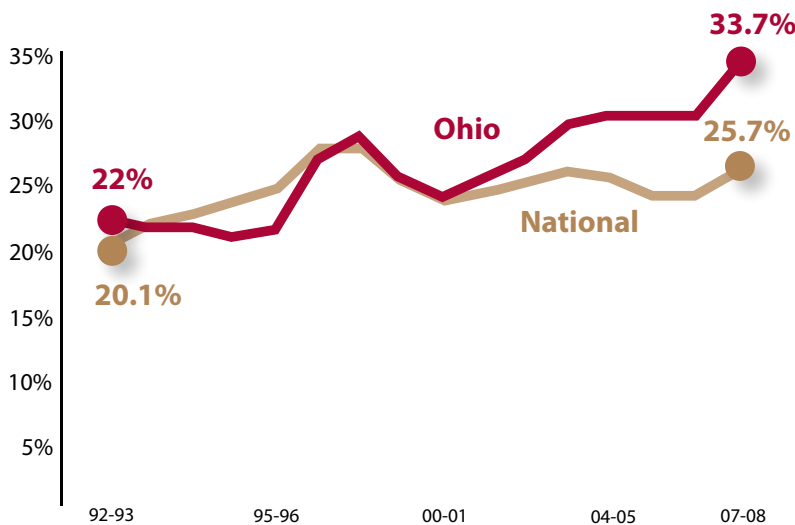
Proportion of First Generation Students Attaining an Undergraduate Degree within Six Years



Source: Analysis by the National Association of Independent Colleges and Universities, "Independent Colleges and Universities: A National Profile" (2004).

College Enrollment Rates for Students from Low Income Families

Ohio v. U.S., Years As Denoted



Source: Postsecondary Education Opportunity